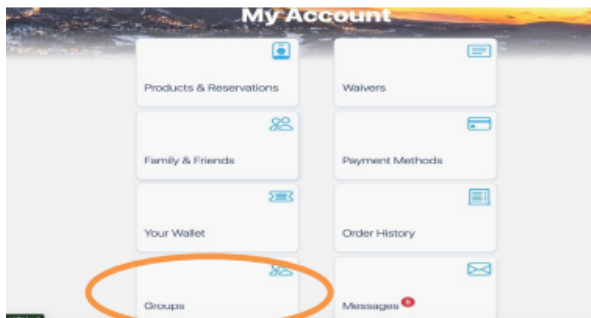


Please use the following instruction below to pre-register for a lift pass for your participating family member if you do not already have a Mountain Creek Season pass. This is only for registered racers, coaches and officials. All others will be deleted and those found to abuse the courteous lift pass may lose future comp-ed lift pass privileges.


1. Visit: <https://mountaincreek.snowcloud.shop>
2. Create an **Account / Sign In**  
(Upper right corner on a Computer, Lower right on a Cell Phone)



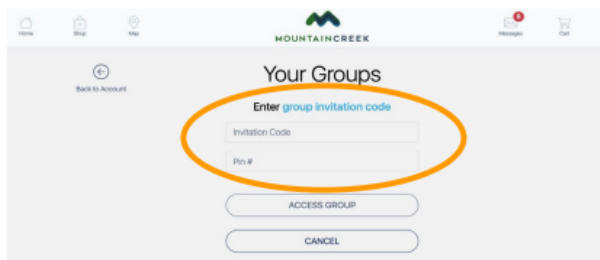
3. Scroll down and click on **Groups**



4. Click on **Redeem Group Invitation**



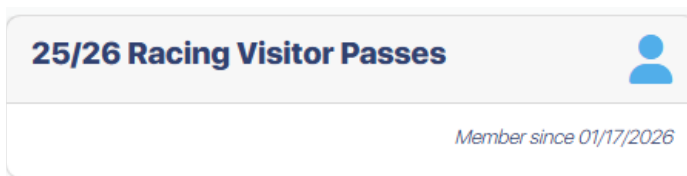
5. Enter the Group **Invitation Code** and **Pin** provided



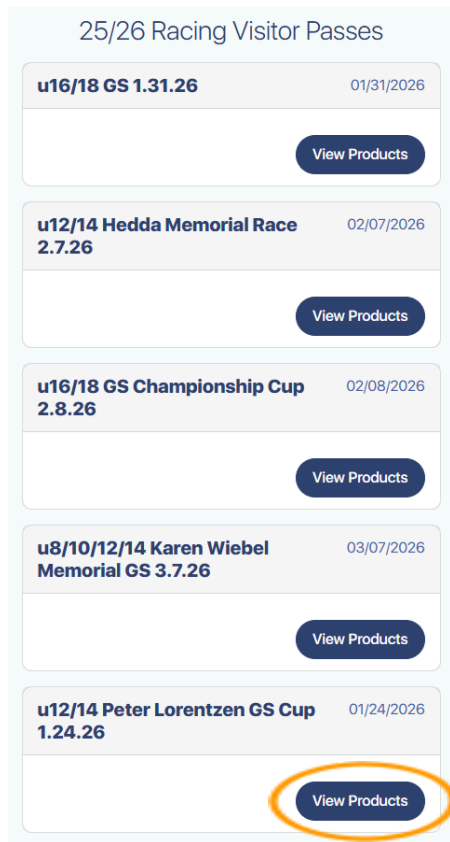
**Invitation code:** Racing26

**Pin:** 938

6. Click on **25/26 Racing Visitor Passes**



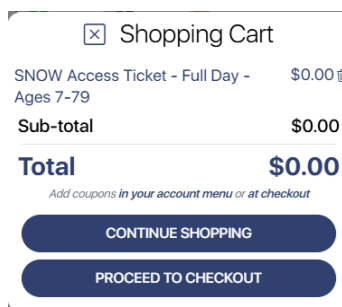
7. Click **VIEW PRODUCTS**



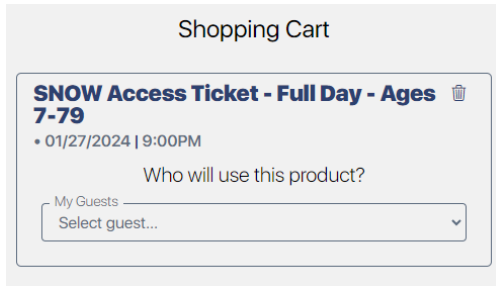
8. Click on **Add to Cart**. If you have more than 1 family member (racer/coach) participating in a race, you can increase the quantity at this time, before clicking add to cart.



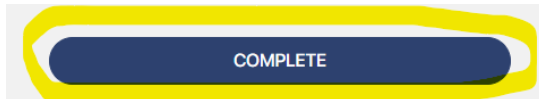
9. A pop up will appear. Click **PROCEED TO CHECKOUT**. If your athlete(s) is participating, more than one race, you may add them all now. Click **CONTINUE SHOPPING** and then restart from step 7 for each additional race.



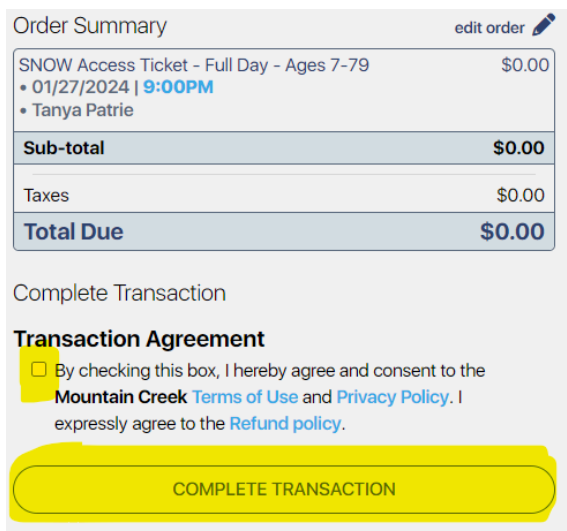
10. Choose the **Guest(s)** who will be using the pass(es) and complete the request information. You will need to file this out for each guest you are getting a pass(es) for.



11. When done click **COMPLETE** at the bottom



12. Be sure to click the box, and then click **COMPLETE TRANSACTION**



Order Summary	
SNOW Access Ticket - Full Day - Ages 7-79 • 01/27/2024   9:00PM • Tanya Patrie	\$0.00
<b>Sub-total</b>	<b>\$0.00</b>
Taxes	\$0.00
<b>Total Due</b>	<b>\$0.00</b>

Complete Transaction

**Transaction Agreement**

☐ By checking this box, I hereby agree and consent to the Mountain Creek Terms of Use and Privacy Policy. I expressly agree to the Refund policy.

**COMPLETE TRANSACTION**

13. You will then see a confirmation of your transaction and a Confirmation Code. You may want to take a screenshot of it, but it will also be emailed to you.
14. On the day of the race have your Confirmation Code ready and present it to a Mountain Creek Team Member in **Orange** in the main lobby to receive your lift pass. (We may also have an **Orange** team member in the race room if staffing allows.)

We look forward to seeing you.

If you have any questions please feel free to reach out to the Race Administrator Tanya at [tpatrie@mountaincreek.com](mailto:tpatrie@mountaincreek.com)